



Certified Program in Oracle Fusion WMS (Logfire) (Warehouse Management System)

Online Training | Self Placed | Corporate Training





Learning Pathway



High Rated & Recommended Institute



4.8



4.5



4.5



Reviews have become an integral part of our everyday lives, shaping our experiences and guiding our decisions. From helping customers make informed choices to empowering businesses to build trust and credibility, reviews play a crucial role in the modern marketplace. By embracing reviews as a tool for transparency, authenticity, and growth, both buyers and businesses alike can reap the benefits of this powerful phenomenon.

FAQ'S —

- **DURATION**

Mon – Sat, Daily 1Hr. + 2 Months +
Including Real Time Project

- **CERTIFICATIONS**

After completion of the training, course
completion certificate issued from Tech
Leads IT

- **ELIGIBILITY**

Any Graduate

- **APPLICATION ACCESS**

3 Months

- **INTERVIEW QUESTIONS**

We have predefined set of Interview
Questions & Answers

- **AVG PACKAGES**

2.4-5 Lakh p.a. (Fresher) | 5-30 Lakh p.a.
(Experienced) may vary depending on
their experience

LEARNING PORTAL ACCESS - 1 Year

Till 1 year can attend 'N' number of batches Till 1 year
can access daily live class recordings from our portal

- **PLACEMENTS**

We are associated with Large to small
MNC companies to provide placements
to our top performed students

- **Oracle CERTIFICATION**

Will help you to clear the Oracle
Certification

- **RESUME HELP**

Will provide you sample resume
templates and helps you with resume
preparation

- **COURSE FEE**


30,000/- INR

- **PRE REQUISITE**

There are no pre-requisites to learn
Oracle WMS

- **TRAINER DETAILS**

Real-Time Trainer
Oracle – 29+ Batches completed



Key Highlights



**Training by Real
Time Experts**



Hands on Training



**Material, Case Studies
& Assignments**



**One-On-One with
Industry Mentors**



**Doubt Clarification
Sessions**



Limited Strength



**Dedicated Student
Manager**



**Resume & Interview
Prep Guidance**



**Course is curated by
subject matter experts**



**100% Assured
Placement Assistance**



**Mock-Up
Interview Sessions**



Real-Time Projects



Certified Oracle Fusion WMS (Logfire) (Warehouse Management System)

BASIC TO ADVANCED TRAINING



**We are making it a standout choice
among all offerings in India.**

Oracle Fusion WMS (Logfire) Course Content Modules

① **System Overview and
Architecture**

② **Inbound**

③ **Putaway Operations**

④ **Outbound**

⑤ **Inventory Management**

⑥ **Extra Configuration**

⑦ **Master Data**

⑧ **Workforce Management**

⑨ **AI/ML Configuration
and Flow**

1. System Overview and Architecture

- ✔ Parent-Child Company Hierarchy
- ✔ System Integration Framework
- ✔ Supported Formats
- ✔ Input Interfaces
- ✔ Input Interface templates and samples
- ✔ Fusion ERP to WMS Cloud standard
- ✔ integration touchpoints
- ✔ Output Interfaces
- ✔ Uploading Interface files with the WMS
- ✔ Setting Email Notifications for Failed Interfaces
- ✔ EBS WMS and Cloud WMS major
- ✔ differences overview
- ✔ User Management
 - » Users
 - » Menu's
 - » Screens
 - » Groups and Permissions
 - » User access controls
 - » User Roles

2. Inbound

- ✔ Purchase Orders (PO)
- ✔ Manual Purchase Order (PO) creation
- ✔ Purchase Orders through Interfaces (UI)
- ✔ Purchase Order (PO) Integration into the WMS
- ✔ Inbound Shipments - Advance Shipment
- ✔ Notifications (ASNs)
- ✔ Creating ASNs Manually (UI)
- ✔ Creating ASN through Interfaces (UI)
- ✔ ASN Integration into the WMS
- ✔ ASN against existing POs
- ✔ ASNs created for multiple PO Lines of the same item
- ✔ ASNs created for Inventory Returns
- ✔ Assigning Putaway Type to SKUs on ASN
- ✔ Vendor Compliance
- ✔ Pre-Receiving - Cartonization
- ✔ Pre-Receiving - Cartonize based on standard case quantity
- ✔ Pre-Receiving - Cartonization of Multiple Lines of the same Item
- ✔ Combing/Splitting IB LPNs

- ✓ Checking in a Load
- ✓ Appointments
- ✓ Create an Appointment
- ✓ Assigning multiple ASNs to the same load
- ✓ Receiving Process
- ✓ SKU Level Receipt
- ✓ Pallet Level Receipt
- ✓ Case Level Receipt
- ✓ ASN Level Receipt
- ✓ Receiving Return ASN
- ✓ System-directed Quality Control
- ✓ Cross Dock Management
- ✓ Cross Dock for facility orders (Auto cross dock order)
- ✓ ASN Updates in UI
- ✓ ASN Verification

3. Putaway Operations

- ✓ System Directed Putaway
- ✓ Creating Putaway Types
- ✓ Creating Location Size Types
- ✓ Putaway Rules

- » Putaway Priorities
- » System Directed Putaway - No exceptions
- » Directed Putaway - Exception
- » Suggested Putaway
- » Locate LPN to any Reserve Location

4. Outbound

- ✓ Outbound Orders
- ✓ Configuring Order Types
- ✓ Creating Orders in the WMS
- ✓ Order Integration into the WMS
- ✓ Waves
- ✓ Creating Wave Templates
- ✓ Executing Waves
- ✓ Wave Inquiry - Viewing Created Waves
- ✓ Printing Pick Tickets
- ✓ Picking
- ✓ Tasks
- ✓ Non-Cubed Picking
- ✓ Picking
- ✓ Exceptions

- ✔ Zone Picking
- ✔ Cubed Picking
- ✔ Exceptions While Calculating LPN Types
- ✔ Pick Carts
- ✔ Put-To-Store (Distribution)
- ✔ Packing (Repack Module)
- ✔ LTL Load Management and Shipping
- ✔ Load Assignment
- ✔ Loading an OBLPN
- ✔ Unloading an OBLPN
- ✔ Pack and Hold functionality
- ✔ Parcel Configuration, Load Management and Shipping
- ✔ Parcel Manifest Components in Log Fire - WMS Cloud
- ✔ Parcel Manifest Configuration
- ✔ Overall Caveats for Using Parcel Functionality
- ✔ Manually Updating Manifest and Ship Vias to Individual LPNs
- ✔ Loading/Shipping Parcel Manifests
- ✔ Parcel Manifest Exceptions

5. Inventory Management

✔ Inventory Types

- » Available/Allocatable Inventory
- » Unavailable/Unallocatable Inventory
- » Unit of Measure in the WMS
- » Description of Item fields
- » Adding Items through Manual Interfaces
- » Item Master Integration into the WMS
- » Adding Alternate Barcodes from the UI
- » Adding Alternate Barcodes via Interface
- » Required Item Fields
- » Location Master
- » Creating Locations through the Interface (UI)
- » Inventory Screens
- » Reserve Inventory
- » IBLPNs
- » Configuring Reason Codes
- » Configuring Lock Codes
- » Adding Lock Codes to LPNs
- » Modifying IBLPNs
- » Inventory Summary

- » Cycle Count
- » Cycle Count Location
- » Cycle Count LPN
- » Cycle Count LPN Detail
- » Cycle Count by SKU Scan
- » Cycle Count Exception

6. Extra Configuration

- ✓ Sequence Counters
- ✓ Barcode Types
- ✓ Configuring Barcode Types
- ✓ Printers
- ✓ End point configuration
- ✓ Column formatting rule
- ✓ Column ordering rule
- ✓ Labels
- ✓ Rest API Overview and Postman integration testing
- ✓ SaaS configuration
- ✓ OTM integration with WMS and ERP
- ✓ Schedule Jobs
- ✓ Screen Configuration
- ✓ Module configuration

- ✔ Company parameters
- ✔ Facility parameters
- ✔ RF Screen Parameters
- ✔ Literals

7. Master Data

- ✔ Items
- ✔ Vendors
- ✔ Location Size type
- ✔ Locations (Active, Reserve, Dock, Drop, QC, Consolidation, etc.)
- ✔ UOM Class
- ✔ Work order types
- ✔ Movement request type
- ✔ Trailer
- ✔ OB LPN type
- ✔ Facilities
- ✔ Companies
- ✔ Dock
- ✔ Dock Type
- ✔ Equipment Type
- ✔ Task template

- ✓ Wave template
- ✓ Replenishment wave template
- ✓ Workorder wave template
- ✓ Allocation Mode

8. Workforce Management

- ✓ Work area
- ✓ Work area activity
- ✓ Work group
- ✓ Cost center
- ✓ Group activity
- ✓ Clock In and Clock out
- ✓ Shifts
- ✓ SKU Line
- ✓ Teams View
- ✓ SKU Line Group View
- ✓ Prod Goal Vas View
- ✓ Prod Goal Line Group View
- ✓ User Productivity Report
- ✓ Break Report
- ✓ 3PL Billing Configuration

- » Billing groups
- » Invoices
- » Billing report

9. AI/ML Configuration and Flow

- ✓ AI/ML Training Template
- ✓ AI/ML Model
- ✓ AI/ML Training Data
- ✓ AI/ML Training Date Rule Hdr
- ✓ AI/ML Prediction Run
- ✓ Generate training data for Market Basket
- ✓ Analysis
- ✓ Generate training data for Order
- ✓ Cycle/Waiting/Processing time
- ✓ Generate Prediction Run for Order
- ✓ Cycle/Waiting/Processing time



***WATCH NOW
& SUBSCRIBE***



**Oracle Fusion WMS (Logfire)
(Warehouse Management System)**



Our Alumni work at



What our Trainees Say



”

Trust Worthy Institute and Very Good Teaching Faculty

Nomula Swathi



”

The teaching style is really very good, the way tutor explains the concepts are easy to understand. The material and instances they provide are also the great add on for the practice. No regret to choose Tech Leads.

Shubham Dave



”

Wonderful doubt clarification.

Kartik Khobragade



”

Thank you for a course. Good opportunities to ask questions and talk about real life examples.

Gadwala Ravi

Ask your queries to our experts!



Our Tech Leads IT course counselors and support advisors are here 24/7 to assist with your learning.



+91 8125 32 32 32

Call Now



info@techleadsit.com

send



Tech Leads IT



+91 8125 32 32 32



info@techleadsit.com