



Certified Program in Oracle Integration Cloud

Online Training | Self Placed | Corporate Training





Learning Pathway



High Rated & Recommended Institute



4.8



4.5



4.4



Reviews have become an integral part of our everyday lives, shaping our experiences and guiding our decisions. From helping customers make informed choices to empowering businesses to build trust and credibility, reviews play a crucial role in the modern marketplace. By embracing reviews as a tool for transparency, authenticity, and growth, both buyers and businesses alike can reap the benefits of this powerful phenomenon.

FAQ'S —

- **DURATION**

Mon – Sat, Daily 1Hr. + 2 Months +
Including Real Time Project

- **CERTIFICATIONS**

After completion of the training, course
completion certificate issued from Tech
Leads IT

- **ELIGIBILITY**

Any Graduate

- **APPLICATION ACCESS**

6 Months

- **INTERVIEW QUESTIONS**

We have predefined set of Interview
Questions & Answers

- **AVG PACKAGES**

2.4-5 Lakh p.a. (Fresher) | 5-30 Lakh p.a.
(Experienced) may vary depending on
their experience

LEARNING PORTAL ACCESS - 1 Year

Till 1 year can attend 'N' number of batches Till 1 year
can access daily live class recordings from our portal

- **PLACEMENTS**

We are associated with Large to small
MNC companies to provide placements
to our top performed students

- **ORACLE CERTIFICATION**

Will help you to clear the Oracle
Certification

- **RESUME HELP**

Will provide you sample resume
templates and helps you with resume
preparation

- **COURSE FEE**


25,000/- INR

- **PRE REQUISITE**

There are no pre-requisites to learn
Oracle Integration Cloud

- **TRAINER DETAILS**

Real-Time Trainer
Oracle Fusion – 50+ Batches completed



Key Highlights



**Training by Real
Time Experts**



Hands on Training



**Material, Case Studies
& Assignments**



**One-On-One with
Industry Mentors**



**Doubt Clarification
Sessions**



Limited Strength



**Dedicated Student
Manager**



**Resume & Interview
Prep Guidance**



**Course is curated by
subject matter experts**



**100% Assured
Placement Assistance**



**Mock-Up
Interview Sessions**



Real-Time Projects



Certified Oracle Integration Cloud

BASIC TO ADVANCED TRAINING



**We are making it a standout choice
among all offerings in India.**

Oracle Integration Cloud Course Content Modules

① **OIC Integrations
Architectural Overview**

② **Integrations Life
Cycle & Packages**

③ **Fundamentals of
Creating Integrations**

④ **Creating OIC Adapter
Connections**

⑤ **Configuring Trigger
Connections**

⑥ **Configuring Invoke
Connections**

⑦ **Data Mapping**

⑧ **Orchestration
Integration Actions**

⑨ **Additional OIC
Capabilities**

⑩ **File Handling
Concepts & Options**

⑪ **Orchestration Scopes
and Fault Handling**

1. OIC Integrations Architectural Overview

- ✓ Oracle Integration Cloud
- ✓ Oracle Integration Editions
- ✓ Oracle Integration Cloud Services
- ✓ OIC: Process Builder
- ✓ Process Builder – Creating Applications
- ✓ OIC: Visual Builder
- ✓ OIC: Using Features Together
- ✓ OIC: Integrations
- ✓ SaaS-to-SaaS Integration
- ✓ SaaS-to-On-Premises Integration
- ✓ OIC Integrations Value Proposition
- ✓ OIC Integration Components
- ✓ Integration Development & Management Workflow
- ✓ Accessing the Integration Designer Page

2. Integrations Life Cycle & Packages

- ✓ Prebuilt Integrations
- ✓ Oracle-Created Prebuilt Integrations

- ✔ Business Accelerators
- ✔ Business Accelerator Example
- ✔ Integration Recipes in the Oracle Marketplace
- ✔ Downloading a Prebuilt Integration Recipe
- ✔ Importing Prebuilt Integrations
- ✔ Oracle-Created Integration Solutions
- ✔ Customizing Prebuilt Integrations
- ✔ OIC Integration Packages
- ✔ Viewing Packages
- ✔ Creating Packages
- ✔ Exporting Packages
- ✔ Additional Considerations
- ✔ Life Cycle Operations for Integrations
- ✔ Activation Options
- ✔ Integration Versioning
- ✔ Activation of Integration Versions
- ✔ Activation of Integration Versions: Example

3. Fundamentals of Creating Integrations

- ✔ What Is an OIC Integration?

- ✔ OIC Integration Styles
- ✔ Integration Style Patterns Described
- ✔ Publish/Subscribe Example
- ✔ Creating a Publisher Integration
- ✔ Creating a Subscriber Integration
- ✔ App Driven Orchestration Style
- ✔ Scheduled Orchestration Style
- ✔ Integration Development & Management Workflow
- ✔ Basic Integration Development Workflow Steps
 - » Creating Connections – Basic Info
 - » Creating the Integration
 - » Add & Configure the Trigger (Source) Connection
 - » Add & Configure an Invoke (Target) Connection
 - » Request and Response Data Mapping
 - » Integration Versioning
 - » Assigning Business Identifiers
 - » Activation Options (Review)
- ✔ Testing a SOAP Interface Trigger Connection

4. Creating OIC Adapter Connections

- ✔ Oracle Cloud Adapters: Benefits
- ✔ Oracle Cloud Adapters: Supported Features
- ✔ Available OIC Adapters
- ✔ OIC Connections Review
- ✔ What Is a Connection?
- ✔ Creating a Connection
- ✔ Getting Started (Review)
- ✔ Providing Basic Connection Information (Review)
- ✔ Defining Connection and Security Properties
 - » Oracle Service Cloud Adapter Connection
 - » Oracle Engagement Cloud Adapter Connection
 - » Oracle ERP Cloud Adapter Connection
 - » Oracle HCM Cloud Adapter Connection
 - » Salesforce Adapter Connection
 - » Oracle ATP/ADW Adapter Connections
 - » Oracle Siebel Adapter Connection
 - » Oracle E-Business Suite Adapter Connection
 - » FTP Adapter Connection
 - » SOAP Adapter Connection
 - » REST Adapter Connection

- ✓ Testing the Connection
- ✓ Uploading SSL Certificates
- ✓ On-Premises Connectivity Agent Framework
- ✓ Agent Runtime Behavior
- ✓ Available Adapters for On-Premises Use Cases
- ✓ Deployment Topology
- ✓ Workflow For Using the Connectivity Agent
- ✓ Creating an Agent Group in OIC
- ✓ Downloading the Agent Installer
- ✓ Preparing to Run the Connectivity Agent Installer
- ✓ Executing the Connectivity Agent Installer
- ✓ Post-Installation: Examining the Files
- ✓ Verifying the Agent Connectivity in the OIC Console
- ✓ Associating the Connection With the Agent Group
- ✓ Agent Monitoring
- ✓ Manually Restarting the Installed Agent

5. Configuring Trigger Connections

- ✓ Integration Development (Review)
- ✓ Message Exchange Patterns

- ✓ Implementing the Message Exchange Pattern
- ✓ Using the Adapter Endpoint Configuration Wizard
 - » Oracle Service Cloud (RightNow) Adapter
 - » Oracle Engagement Cloud Adapter
 - » Oracle ERP Cloud Adapter
 - » SOAP Adapter
 - » REST Adapter
 - » File Adapter

6. Configuring Invoke Connections

- ✓ Integration Development
- ✓ Message Exchange Patterns Revisited
- ✓ Using the Adapter Endpoint Configuration Wizard
 - » Oracle Service Cloud
 - » Oracle Engagement Cloud
 - » Oracle ERP Cloud
 - » Oracle HCM Cloud
 - » Oracle ATP/ADW Databases
 - » FTP Adapter Connections
 - » SOAP Adapter Connections
 - » REST Adapter Connections

7. Data Mapping

- ✓ Integration Development
- ✓ OIC Data Mapping
- ✓ Launching the OIC Data Mapper
- ✓ OIC Data Mapper: Designer View
- ✓ Data Structure View Options
- ✓ Basic Field Mapping: Drag & Drop
- ✓ Using the Expression Builder
- ✓ Using the Set Text Mode
- ✓ Search Data Fields
- ✓ Filter the Source or Target Data Structures
- ✓ Using XPath Functions and Operators
- ✓ Working With XSLT Statements
- ✓ Automatically Create for-each Statements
- ✓ Repeat a Target Element to Map to Different Sources
- ✓ Accessing the XSL Stylesheet
- ✓ Testing Your Mappings
- ✓ Data Mapping Recommendations
- ✓ Enabling the Oracle Recommendations Engine

- ✔ Displaying By Strength
- ✔ Selecting and Accepting Recommendations
- ✔ Complete the Data Mapping
- ✔ Creating Transformations Outside of OIC
- ✔ Preparing for XSL Export
- ✔ Exporting the XSL File
- ✔ Setting Up JDeveloper to Edit the XSL File
- ✔ Using the XSLT Editor
- ✔ Import the Edited XSL File into OIC
- ✔ Using Custom JavaScript Functions
- ✔ Adding JavaScript Libraries
- ✔ Using Custom XPath Functions in the OIC Mapper
- ✔ Executing Orchestration JavaScript Functions

8. Orchestration Integration Actions

- ✔ Integration Development
- ✔ Orchestration Styles
- ✔ Editing View Options
- ✔ Pseudo View
- ✔ Using the Inline Menu

- ✓ Repositioning Invoke and Action Nodes
- ✓ Using Outbound Invokes
- ✓ Data Section
- ✓ Assign Action
- ✓ EDI Translate Action
- ✓ Map Action
- ✓ Stage File Action
- ✓ Stage File: Read Entire File
- ✓ Stage File: Read File in Segments
- ✓ Stage File: Write File
- ✓ File Schema Options
- ✓ Configure the Format Definition
- ✓ Stage File: List Files
- ✓ Stage File: Unzip File / Zip Files
- ✓ Stage File: Encrypt File / Decrypt File
- ✓ Invoking JavaScript Functions
- ✓ Invoking Local Integrations
- ✓ Local Integration Selection Wizard
- ✓ Invoking a Local OIC Process

9. Additional OIC Capabilities

- ✔️ Orchestration Styles
- ✔️ Scheduled Integrations
- ✔️ Creating a Schedule
- ✔️ Defining a Basic Schedule
- ✔️ Defining an Advanced Schedule
- ✔️ Initiating an Integration Run Schedule
- ✔️ Managing Integration Schedules
- ✔️ Monitoring Integration Runs
- ✔️ Resubmitting Failed Runs
- ✔️ Initiating Runs Using the Integration's REST API
- ✔️ Using Schedule Parameters
- ✔️ Overriding Schedule Parameters
- ✔️ Filtering and Tracking Business Identifiers
- ✔️ Viewing the Integration Instance
- ✔️ Viewing Instance Details
- ✔️ Monitoring and Managing Errors
- ✔️ Viewing Errors
- ✔️ Discarding Errors

- ✓ Resubmitting Failed Instances
- ✓ Automated Bulk Recovery
- ✓ Setting Logging Levels
- ✓ REST API for Oracle Integration
- ✓ Moving Assets Between Environments
- ✓ Migration Overview

10. File Handling Concepts and Options

- ✓ Integration Style Options
- ✓ OIC Tools and Options for File Handling
- ✓ File Adapter Options Summary
- ✓ FTP Adapter Options Summary
- ✓ Differences Between File and FTP Adapters
- ✓ SOAP and REST Adapter Options
- ✓ Stage File Action Operations Summary
- ✓ Stage File Action
- ✓ File-Based Mapper Functions
- ✓ Scheduled Orchestration Parameters
- ✓ File Sizes Support Summary
- ✓ How to Read a Structured File?

- ✔ How to Read an Opaque File?
- ✔ How to Process Large Files?
- ✔ How to Decrypt and Encrypt Files?
- ✔ How to Read/Write Native File Formats?
- ✔ Using the Native Format Builder Wizard
 - » Inventory Source File to SOAP Web Service
 - » PDF File to SOAP Service as MTOM Attachment
 - » HDL File to Oracle HCM as Inline Attachment
 - » Images From Zip File Uploaded to a REST Service
 - » Read Large File & Process All Records to ERP
 - » Aggregate Records Into Local File & Transfer to FTP
- ✔ OIC Design Considerations for Fusion Apps

11. Orchestration Scopes and Fault Handling

- ✔ Scope Containers
- ✔ Nested Scopes
- ✔ Scope Context Considerations
- ✔ Faults in Integration Flows
- ✔ Designing Beyond the “Happy Path”
- ✔ Global Fault Handler

- ✔ Fault Handling Logic
- ✔ Defining How to End the Integration Flow
- ✔ Scope Fault Handlers
- ✔ Additional Fault Handlers
- ✔ Catching Faults
- ✔ Fault Mitigation
- ✔ Adding Scopes Inside of Fault Handlers
- ✔ Accessing Fault Information
- ✔ Leveraging the Throw New Fault Action
- ✔ Configuring the Throw New Fault Action
- ✔ Skip Condition Considerations
- ✔ Resubmitting Failed Instances
- ✔ Extended Error Handling
- ✔ Parking Lot Pattern
- ✔ File-based Integrations



***WATCH NOW
& SUBSCRIBE***



Oracle Integration Cloud



Tech Leads IT



+91 8125 32 32 32



info@techleadsit.com

Our Alumni work at



What our Trainees Say



”

Tech Leads team is providing high quality trainings in Fusion modules. I attended OIC training, it is very much useful to understand the OIC concepts, useful to work on Customer engagements. Trainer having good experience with OIC he explained with real time scenarios to work on. I recommend Tech Leads for any Fusion trainings.

Aditya Mokkapati



”

Attended OIC Training. Trainer is very knowledgeable and explained things clearly. Very much satisfied

Vinayak Thangaraju



”

I'm taking Oracle Fusion Technical + OIC training with Tech Leads. My Tutor Mr. Vijay is an expert in Oracle Fusion Technical and he is precise and clear in his method of teaching. Everything was explained in detail and Recording facility is excellent for revising.

Mubeen Sheikh



”

I have taken course on Oracle fusion with OIC under Mr.Vijay from tech Leads IT, training is really good and he explains all topics in depth. The best thing which i like about the trainer is he always ask us to practice . Really a great experience for learning .

Akshita Gade

Ask your queries to our experts!



Our Tech Leads IT course counselors and support advisors are here 24/7 to assist with your learning.



+91 8125 32 32 32

Call Now



info@techleadsit.com

send



Tech Leads IT



+91 8125 32 32 32



info@techleadsit.com